

Student Financial Aid 2023-24

Institution: Messenger College (417752)

User ID: P4177521

Overview

IPEDS Student Financial Aid Component Overview - Academic Reporters

Welcome to the Student Financial Aid (SFA) survey component. The purpose of the SFA component is to collect information about financial aid provided to various groups of undergraduate students and military/veteran educational benefits for all students at your institution.

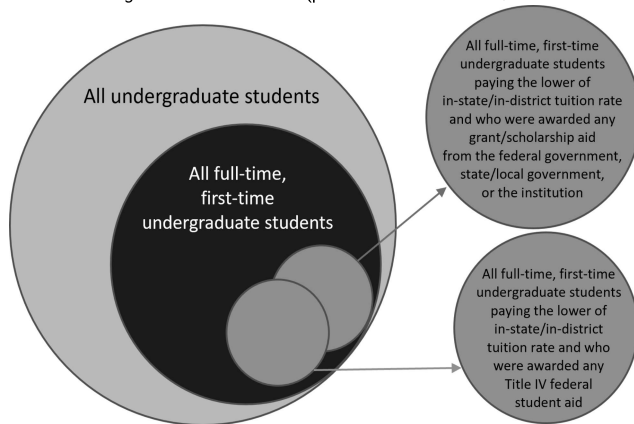
Data Reporting Reminders:

- Report data to accurately reflect the period corresponding with the IPEDS survey component, even if such reporting is seemingly inconsistent with prior-year reporting.

- Undergraduate Student Counts

You will be asked to report information for:

- All undergraduate students
- Full-time, first-time degree/certificate-seeking undergraduate students (FTFT)
- FTFT undergraduate students who (paid the lower of in-state/in-district tuition rate for public institutions and) were awarded any grant/scholarship aid from the federal government, state/local government, or the institution
- FTFT undergraduate students who (paid the lower of in-state/in-district tuition rate for public institutions and) were awarded any Title IV federal student aid



- COA Revisions

Revisions to Cost of Attendance (COA) used to calculate the net price of attendance can be made in this component.

Consult the instructions and screens to make sure you are reporting the correct aid amounts for the correct groups of students.

- College Affordability and Transparency Lists

Net price amounts calculated in SFA will be used to populate the U.S. Department of Education's College Affordability and Transparency lists.

- Interactive Edits and Error Messages

SFA contains interactive edits that will check for blank fields, invalid values, or values that fall outside expected ranges. Some error messages will require you to confirm or explain the values that you entered. Some error messages are fatal and will require you to contact the IPEDS Help Desk at (877) 225-2568 for resolution.

- Context Boxes

You will find optional text boxes throughout SFA. Context boxes allow you to provide more information about the data you enter. Some of these context boxes may be made available to the public on College Navigator, so make sure that the information you enter can be understood easily by students, parents, and the public.

Changes to reporting:

The following changes were implemented for the 2023-24 data collection period:

- Removed the 'Groups terminology'
- Renumbered lines on screens and in instructions
- Reiterated instructions on what is reported in each part for specific students and reporting periods
- Rephrased "room and board" terminology in survey materials to "food and housing," including Glossary terms
- Added FAQ regarding inclusion of incarcerated students
- Revised FAQ regarding experimental site participants

Resources:

- To download the survey materials for this component: [Survey Materials](#)
- To access your prior year data submission for this component: [Reported Data](#)

If you have questions about completing this survey, please contact the IPEDS Help Desk at 1-877-225-2568.

Section 1: Part A - Establish Your Student Counts

Part A - Establish Your Student Counts

Instructions:

In the fields below, report the number of students enrolled in Fall 2022.

Reporting Reminders:

- Part A establishes student counts.
- The numbers on this screen are carried forward to other parts of the Student Financial Aid Survey component and checked for consistency with data reported in other survey components.

		YOUR CURRENT YEAR DATA		YOUR PRIOR YEAR DATA
		Fall 2022	Fall 2021	
02	1 All undergraduate students	<input checked="" type="checkbox"/>	<input type="text" value="19"/>	32
03	All degree/certificate-seeking undergraduate students Of those on line 02, those who are degree/certificate-seeking		<input type="text" value="19"/>	
04	Of those on line 02, those who are non-degree/non-certificate-seeking (Line 02 – Line 03)		<input type="text" value="0"/>	
05	All full-time, first-time degree certificate-seeking undergraduate students Of those on line 03, those who are full-time, first-time		<input type="text" value="3"/>	5
06	Of those on line 05, those awarded any: <ul style="list-style-type: none"> • <u>Federal Work Study</u>, • <u>Loans to students</u>, • Grant or scholarship aid from the federal government, state/local government, the institution, or • Other sources known to the institution 		<input type="text" value="3"/>	5
07	Of those on line 05, those awarded any: <ul style="list-style-type: none"> • <u>loans to students</u> or • Grant or scholarship aid from the federal government, state/local government, or the institution 		<input type="text" value="3"/>	5
08	Of those on line 05, those (paying the lower of in-state or in-district tuition rate for public institutions) who were awarded grant or scholarship aid from the federal government, state/local government, or the institution		<input type="text" value="3"/>	4
09	Of those on line 05, those (paying the lower of in-state or in-district tuition rate for public institutions) who were awarded any <u>Title IV federal student aid</u>		<input type="text" value="3"/>	5

Section 1: Part B - Student Counts and Financial Aid Award Amounts

Part B - Enter Student Counts and Financial Aid Award Amounts

For this part, report:

For These Students	The Following Type(s) of Aid	Awarded in This Period
<ul style="list-style-type: none"> All undergraduate students enrolled in Fall 2022 for the 2022-23 academic year as defined by the institution 	<ul style="list-style-type: none"> Grant or scholarship aid from: <ul style="list-style-type: none"> federal government state/local government the institution other sources known to the institution Loans to students from: <ul style="list-style-type: none"> the federal government 	<ul style="list-style-type: none"> Any time during academic year 2022-23
Information from Part A		Fall 2022
All undergraduate students (This number is carried forward from Part A, Line 02.)		19
Degree/certificate-seeking undergraduate students (This number is carried forward from Part A, Line 03.)		19
Non-degree/non-certificate-seeking undergraduate students (This number is carried forward from Part A, Line 04.)		0

In the fields below, report the student counts and the total amount of aid awarded for each aid type and student category.

Aid Type		2022-23											
		All undergraduate students				All degree/certificate-seeking undergraduates				All non-degree/non-certificate-seeking undergraduates			
		Number students who were awarded aid	Percentage of students who were awarded aid	Total amount of aid awarded	Average amount of aid awarded (Col.3/Col.1)	Number students who were awarded aid	Percentage of students who were awarded aid	Total amount of aid awarded	Average amount of aid awarded (Col.7/Col.5)	Number students who were awarded aid (Col.1-Col.5)	Percentage of students who were awarded aid	Total amount of aid awarded (Col.3-Col.7)	Average amount of aid awarded
		Col. 1	Col. 2	Col. 3	Col. 4	Col. 5	Col. 6	Col. 7	Col. 8	Col. 9	Col. 10	Col. 11	Col. 12
01	Grant or scholarship aid from the federal government, state/local government, the institution, and other sources known to the institution (Do NOT include federal student loans)	19	100	133,417	7,022	19	100	133,417	7,022	0	0	0	
02	Federal Pell Grants	16	84	94,967	5,935	16	84	94,967	5,935	0	0	0	
03	Federal loans to students	19	100	167,021	8,791	19	100	167,021	8,791	0	0	0	

You may use the box below to provide additional context for the data you have reported above. Context notes will be posted on the College Navigator website. Therefore, you should write all context notes using proper grammar (e.g., complete sentences with punctuation) and common language that can be easily understood by students and parents (e.g., spell out acronyms).

Non-applicable ▼

Section 1: Part C, Page 2 - full-time, first-time degree/certificate-seeking undergraduate students

Part C, Page 2 - Enter Information about full-time, first-time degree/certificate-seeking undergraduate students.


For this part, report:


For These Students	The Following Type(s) of Aid	Awarded in This Period
<ul style="list-style-type: none"> Full-time, first-time degree/certificate-seeking undergraduate students enrolled in Fall 2022 for the 2022-23 academic year as defined by the institution 	<ul style="list-style-type: none"> Grant or scholarship aid from: <ul style="list-style-type: none"> federal government state/local government the institution Loans to students from: <ul style="list-style-type: none"> the federal government other sources, including private or other loans Do not include: <ul style="list-style-type: none"> grant or scholarship aid from private or other sources PLUS loans or loans made to anyone other than the student 	<ul style="list-style-type: none"> Any time during academic year 2022-23

Information from Part A	Fall 2022
Full-time, first-time degree/certificate-seeking undergraduate students (This number is carried forward from Part A, Line 05)	3
(This number is carried forward from Part A, Line 06) <ul style="list-style-type: none"> Full-time, first-time degree/certificate-seeking undergraduate students awarded: <ul style="list-style-type: none"> Federal Work Study Loans to students Grant or scholarship aid from the federal government, state/local government, or the institution Other sources known to the institution 	3
(This number is carried forward from Part A, Line 07) <ul style="list-style-type: none"> Full-time, first-time degree/certificate-seeking undergraduate students awarded: <ul style="list-style-type: none"> Loans to students Grant or scholarship aid from the federal government, state/local government, or the institution 	3
(This number is carried forward from Part A, Line 08) <ul style="list-style-type: none"> Full-time, first-time degree/certificate-seeking undergraduate students who paying the lower of in-state or in-district tuition rate for public institutions were awarded: <ul style="list-style-type: none"> Grant or scholarship aid from the federal government, state/local government, or the institution 	3

In the fields below, report the number of full-time, first-time degree/certificate-seeking undergraduate students and the total amount of aid awarded for each type of aid. Enter unduplicated student counts within a each aid category (e.g., Federal Pell Grants). However, a student can appear in more than one aid category.

Aid Type		Full-time, first-time degree/certificate-seeking undergraduate students (Part A, Line 05)				
		CURRENT YEAR DATA				YOUR PRIOR YEAR DATA
		Fall 2022				Fall 2021
		Number of FTFT students awarded aid	Percentage of FTFT students awarded aid	Total amount of aid awarded to FTFT students	Average amount of aid awarded to FTFT students	Average amount of aid awarded to FTFT students
01	Grants or scholarships from the federal government, state/local government, or the institution	<input type="text" value="3"/>	100	23,935	7,978	7,812
02	<u>Federal grants</u> and scholarship aid	<input type="text" value="3"/>	100	17,597	5,866	6,972
03	<u>Federal Pell Grants</u>	<input type="text" value="3"/>	100	<input type="text" value="16,635"/>	5,545	4,695
04	<u>Other federal grants</u> and scholarship aid	<input type="text" value="3"/>	100	<input type="text" value="962"/>	<input checked="" type="checkbox"/> 321	3,216
05	<u>State/local government grant</u> or <u>scholarship aid</u> (includes <u>fellowships</u> /tuition waivers/exemptions)	<input type="text" value="0"/>	0	<input type="text" value="0"/>		
06	<u>Institutional grant</u> or <u>scholarship aid</u> (includes <u>fellowships</u> /tuition waivers/exemptions)	<input type="text" value="3"/>	100	<input type="text" value="6,338"/>	2,113	1,400
07	<u>Loans to students</u>	<input type="text" value="3"/>	100	20,500	6,833	5,190
08	Federal loans to students	<input type="text" value="3"/>	100	<input type="text" value="20,500"/>	6,833	5,190
09	Other loans to students (including private loans)	<input type="text" value="0"/>	0	<input type="text" value="0"/>		

 You may use the box below to provide additional context for the data you have reported above. Context notes will be posted on the College Navigator website. Therefore, you should write all context notes using proper grammar (e.g., complete sentences with punctuation) and common language that can be easily understood by students and parents (e.g., spell out acronyms).

Non-applicable 

Section 1: Comparison Chart

Comparison Chart

Reporting Reminders:

- Based on the information reported on the previous screens for all undergraduate students and full-time, first-time degree/certificate-seeking undergraduate students, this comparison chart seeks to help institutions check their reported data. Assuming the information reported is correct, the calculated fields for 'All Other Undergraduate students' should be the balance. Similarly, comparison chart values for all degree/certificate and all non-degree/ certificate undergraduates should match the total reported in columns 1-4 in Section 1, Part B. If the balance does not check with your institution's calculations, please correct your reported numbers before moving forward with the completion of the SFA survey component.
- Data for all degree/certificate seeking undergraduate students and full-time, first-time undergraduate students are published on College Navigator.

Note:

- Data for the 'all other degree/certificate undergraduate' students and all non-degree/certificate undergraduate students will appear in the IPEDS Data Center for data users, but not in College Navigator.

		Fall 2022	Academic Year 2022-23	Academic Year 2022-23
		Number of students	Federal Pell grants	Federal Student Loans
01	All degree/certificate seeking undergraduate students	19		
02	Number of students awarded aid		16	19
03	Percentage awarded aid		84	100
04	Total amount of aid awarded		94,967	167,021
05	Average amount of aid awarded		5,935	8,791
06	Full-time, first-time degree/certificate seeking undergraduate students	3		
07	Number of students awarded aid		3	3
08	Percentage awarded aid		100	100
09	Total amount of aid awarded		16,635	20,500
10	Average amount of aid awarded		5,545	6,833
11	All other degree/certificate seeking undergraduate students	16		
12	Number of students awarded aid		13	16
13	Percentage awarded aid		81	100
14	Total amount of aid awarded		78,332	146,521
15	Average amount of aid awarded		6,026	9,158
16	All non-degree/non-certificate-seeking undergraduate students	0		
17	Number of students awarded aid		0	0
18	Percentage awarded aid			
19	Total amount of aid awarded		0	0
20	Average amount of aid awarded			

Section 1: Cost of Attendance

Cost of attendance for full-time, first-time undergraduate students

Reporting Reminders:

- These numbers are carried forward from Institutional Characteristics (IC) Survey and should only be changed if an error was made in the reporting.
- Please review the amounts below for accuracy and consistency with your institution's records. These data will be made available to the public on College Navigator. If your institution participates in any Title IV programs (Federal Pell Grant, Federal Direct Loan, etc.), all information must be reported.
- Estimates of expenses for books and supplies, food and housing, and other expenses are those from the **Cost of Attendance report** used by the financial aid office in determining financial need. Please talk to your IC Survey data reporter before changing these numbers to ensure the data is correct.

Charges for full academic year	2020-21	2021-22	2022-23
Published <u>tuition</u> and <u>required fees</u>:			
Tuition	7,800	8,400	9,480
Required fees	1,380	1,380	1,560
Tuition + fees total	9,180	9,780	11,040
📘 <u>Books and supplies</u>			
	1,000	1,000	1,000
<u>On-campus</u>:			
<u>Food and housing</u>	6,470	6,470	7,832
<u>Other expenses</u>	5,775	5,775	6,327
Food and housing and other expenses	12,245	12,245	14,159
<u>Off-campus (not with family)</u>:			
<u>Food and housing</u>	9,786	9,786	11,664
<u>Other expenses</u>	5,775	5,775	6,327
Food and housing and other expenses	15,561	15,561	17,991
📘 <u>Off-campus (with family)</u>:			
<u>Other expenses</u>	4,075	4,075	4,455

Section 1: Part D

Part D - Enter Information about full-time, first-time degree/certificate-seeking undergraduate students paying the lower of in-state or in-district tuition rate who were awarded grant or scholarship aid from the following sources: the federal government, state/local government, or the institution

Reporting Reminders:

- The information you report in this part will be used in Part F to calculate average institutional net price.
- Do not include students who received HEERF grants only.
- For this part, report:

For These Students	The Following Type(s) of Aid	Awarded in This Period
<ul style="list-style-type: none"> • Full-time, first-time degree/certificate-seeking undergraduate students enrolled in Fall 2022 for the 2022-23 academic year as defined by the institution paying the lower of in-state or in-district tuition rate for public institutions who were awarded grant or scholarship aid from the following sources: the federal government, state/local government, or the institution • Do not include students awarded only grant or scholarship aid from private or other sources, or students awarded only non-grant aid 	<ul style="list-style-type: none"> • Grant or scholarship aid from: <ul style="list-style-type: none"> ◦ federal government ◦ state/local government ◦ the institution • Do not include: <ul style="list-style-type: none"> ◦ grant or scholarship aid from private or other sources ◦ federal student loans ◦ parent PLUS loans ◦ private loans ◦ HEERF grants ◦ Federal Work Study amounts 	<ul style="list-style-type: none"> • Any time during academic year 2022-23

In the fields below, report the number of full-time, first-time degree/certificate-seeking undergraduate students paying the lower of in-state or in-district tuition rate awarded grant or scholarship aid from the following sources: the federal government, state/local government, or the institution with each type of living arrangement and the total amount of grant or scholarship aid from the federal government, state/local government, or the institution awarded to these students. Do not include HEERF grants.

Information from Part A:		YOUR PRIOR YEAR DATA 2020-21	YOUR PRIOR YEAR DATA 2021-22	YOUR CURRENT YEAR DATA 2022-23
01	Full-time, first-time degree/certificate-seeking undergraduate students paying the lower of in-state or in-district tuition rate for public institutions who were awarded grant or scholarship aid from the following sources: the federal government, state/local government, or the institution (This number is carried forward from Part A, Line 08)	4	5	3
Report the number of these students from Part A, Line 08 with the following living arrangements:		YOUR PRIOR YEAR DATA	YOUR PRIOR YEAR DATA	YOUR CURRENT YEAR DATA
		2020-21	2021-22	2022-23
02	<u>On-campus</u>	4	5	3
03	<u>Off-campus (with family)</u>	0	0	0
04	<u>Off-campus (not with family)</u>	0	0	0
05	Unknown (calculated) This value is calculated using the following formula: Line 01 - (Line 02 +Line 03 +Line 04)	0	0	0
06	Report the total amount of grant or scholarship aid from the federal government, state/local government, or the institution awarded to these students. Do not include HEERF grants.	33,238	39,060	<input checked="" type="checkbox"/> 23,934
07	Average grant or scholarship aid from the federal government, state/local government, or the institution awarded to full-time, first-time degree/certificate undergraduate students (calculated value). This value is calculated using the following formula: Line 06/Line 01	8,310	7,812	7,978

You may use the box below to provide additional context for the data you have reported above. Context notes will be posted on the College Navigator website. Therefore, you should write all context notes using proper grammar (e.g., complete sentences with punctuation) and common language that can be easily understood by students and parents (e.g., spell out acronyms).

Non-applicable ▼

Section 1: Part E

Part E – Enter Information about full-time, first-time degree/certificate-seeking undergraduate students paying the lower of in-state or in-district tuition rate awarded any Title IV federal student aid, including federal grants or federal student loans.

Reporting Reminders:

- The information you report in this part will be used in Part G to calculate average institutional net price by income level.
- Do not include students who received HEERF grants only.
- For this part, report:

For These Students	The Following Type(s) of Aid	Awarded in This Period
<ul style="list-style-type: none"> • Full-time, first-time degree/certificate-seeking undergraduate students enrolled Fall 2022 for the 2022-23 academic year as defined by the institution paying the lower of in-state or in-district tuition rate for public institutions who were awarded any Title IV federal student aid 	<ul style="list-style-type: none"> • Grant or scholarship aid from: <ul style="list-style-type: none"> ◦ federal government ◦ state/local government ◦ the institution • Do not include: <ul style="list-style-type: none"> ◦ grant or scholarship aid from private or other sources ◦ federal student loans ◦ parent PLUS loans ◦ private loans ◦ HEERF grants ◦ Federal Work Study amounts 	<ul style="list-style-type: none"> • Any time during academic year 2022-23

- In the fields below, report the number of full-time, first-time degree/certificate-seeking undergraduate students awarded any Title IV students with each type of living arrangement and the total amount of grant or scholarship aid from the federal government, state/local government, or the institution awarded to these students by income level.

Information from Part A:		2020-21	2021-22	2022-23
01	Full-time, first-time degree/certificate-seeking undergraduate students paying the lower of in-state or in-district tuition rate for public institutions who were awarded any Title IV federal student aid (This number is carried forward from Part A, Line 09) Report the number of these students with the following living arrangements:	4	5	3
Report the number of these students from Part A, Line 09 with the following living arrangements:		YOUR PRIOR YEAR DATA	YOUR PRIOR YEAR DATA	YOUR CURRENT YEAR DATA
		2020-21	2021-22	2022-23
02	<u>On-campus</u>	4	5	3
03	<u>Off-campus (with family)</u>	0	0	0
04	<u>Off-campus (not with family)</u>	0	0	0
05	Unknown (calculated) This value is calculated using the formula: [Line 01 - (Line 02 + Line 03 + Line 04)]	0	0	0


Full-Time, First-Time Degree/Certificate Undergraduates Awarded Title IV Aid

2020-21				
Income level	Number of students awarded any Title IV aid	Of those in Column 1, the number awarded any grant or scholarship aid from the following sources: the federal government, state/local government, or the institution	For those in Column 1, the total amount of grant or scholarship aid awarded from the following sources: the federal government, state/local government, or the institution	Average amount of federal, state/local, and institutional grant or scholarship aid awarded to students in Column 1
	Col. 1	Col. 2	Col. 3	Col. 4
01 \$0-30,000	2	2	24,938	12,469
02 \$30,001-48,000	0	0	0	
03 \$48,001-75,000	1	1	3,100	<input checked="" type="checkbox"/> 3,100
04 \$75,001-110,000	0	0	0	
05 \$110,001 and more	1	1	5,200	5,200
06 Total all income levels	4	4	33,238	8,310

2021-22				
Income level	Number of students awarded any Title IV aid	Of those in Column 1, the number awarded any grant or scholarship aid from the following sources: the federal government, state/local government, or the institution	For those in Column 1, the total amount of grant or scholarship aid awarded from the following sources: the federal government, state/local government, or the institution	Average amount of federal, state/local, and institutional grant or scholarship aid awarded to students in Column 1
	Col. 1	Col. 2	Col. 3	Col. 4
01 \$0-30,000	0	0	0	

02	\$30,001-48,000	<input type="text" value="2"/>	<input type="text" value="2"/>	<input type="text" value="19,820"/>	9,910
03	\$48,001-75,000	<input type="text" value="2"/>	<input type="text" value="2"/>	<input type="text" value="16,090"/>	8,045
04	\$75,001-110,000	<input type="text" value="1"/>	<input type="text" value="1"/>	<input type="text" value="3,150"/>	3,150
05	\$110,001 and more	<input type="text" value="0"/>	<input type="text" value="0"/>	<input type="text" value="0"/>	
06	Total all income levels	5	5	39,060	7,812

2022-23				
Income level	Number of students awarded any Title IV aid	Of those in Column 1, the number awarded any grant or scholarship aid from the following sources: the federal government, state/local government, or the institution	For those in Column 1, the total amount of grant or scholarship aid awarded from the following sources: the federal government, state/local government, or the institution	i Average amount of federal, state/local, and institutional grant or scholarship aid awarded to students in Column 1
	Col. 1	Col. 2	Col. 3	Col. 4
01 \$0-30,000	<input type="text" value="2"/>	<input type="text" value="2"/>	<input type="text" value="18,340"/>	9,170
02 \$30,001-48,000	<input type="text" value="0"/>	<input type="text" value="0"/>	<input type="text" value="0"/>	
03 \$48,001-75,000	<input type="text" value="1"/>	<input type="text" value="1"/>	<input type="text" value="4,633"/>	4,633
04 \$75,001-110,000	<input type="text" value="0"/>	<input type="text" value="0"/>	<input type="text" value="0"/>	
05 \$110,001 and more	<input type="text" value="0"/>	<input type="text" value="0"/>	<input type="text" value="0"/>	
06 Total all income levels	3	3	<input checked="" type="checkbox"/> 22,973	7,658

 You may use the box below to provide additional context for the data you have reported above. Context notes will be posted on the College Navigator website. Therefore, you should write all context notes using proper grammar (e.g., complete sentences with punctuation) and common language that can be easily understood by students and parents (e.g., spell out acronyms).

Non-applicable ▼

Section 1: Part F

Part F – Net Price Calculation for Full-time, first-time degree/certificate-seeking undergraduate students awarded grant or scholarship aid from the federal government, state/local government, or the institution

Note:

- The following net price calculation is based on information that your institution reported in the Institutional Characteristics and Student Financial Aid components. For more information about the data your institution reported in the Institutional Characteristics component, please contact your institution's IPEDS Keyholder.

Cost of attendance components		YOUR PRIOR YEAR DATA	YOUR PRIOR YEAR DATA	YOUR CURRENT YEAR DATA
		2020-21	2021-22	2022-23
01	Published <u>tuition</u> and <u>required fees</u> (lower of in-state or in-district tuition rate for public institutions)	9,180	9,780	11,040
02	<u>Books and supplies</u>	1,000	1,000	1,000
03	<u>Food and housing</u> and <u>other expenses</u> by living arrangement			
	03a <u>On-campus</u>	12,245	12,245	14,159
	03b <u>Off-campus (with family)</u>	4,075	4,075	4,455
	03c <u>Off-campus (not with family)</u>	15,561	15,561	17,991
04	Number of these students by living arrangement	YOUR PRIOR YEAR DATA	YOUR PRIOR YEAR DATA	YOUR CURRENT YEAR DATA
		2020-21	2021-22	2022-23
	04a <u>On-campus</u>	4	5	3
	04b <u>Off-campus (with family)</u>	0	0	0
	04c <u>Off-campus (not with family)</u>	0	0	0
	04d Unknown	0	0	0
05	Weighted average for food and housing and other expenses by number of students for each living arrangement (excluding unknown values) See instructions for the formula for this calculation	12,245	12,245	14,159
06	Total cost of attendance This value is calculated using the following formula: [F01+F02+F05]	22,425	23,025	26,199
07	Average amount of grant or scholarship aid awarded to these students from the following sources: the federal government, state/local government, and the institution	8,310	7,812	7,978
08	Average institutional <u>net price</u> for these students This value is calculated using the following formula: [F06-F07]	14,115	15,213	18,221
As required by the <i>Higher Education Act of 1965, as amended</i> , these amounts will be posted on the U.S. Department of Education's College Navigator website and used in the U.S. Department of Education's College Affordability and Transparency Lists.				

You may use the box below to provide additional context for the data you have reported above. Context notes will be posted on the College Navigator website. Therefore, you should write all context notes using proper grammar (e.g., complete sentences with punctuation) and common language that can be easily understood by students and parents (e.g., spell out acronyms).

Non-applicable ▼

Section 1: Part G

Part G – Net Price Calculation for Full-time, first-time degree/certificate-seeking undergraduate students awarded any Title IV federal student aid.

Note:

- The following net price calculation is based on information that your institution reported in the Institutional Characteristics and Student Financial Aid components. For more information about the data your institution reported in the Institutional Characteristics survey component, please contact your institution's IPEDS Keyholder.

Cost of attendance of components		YOUR PRIOR YEAR DATA	YOUR PRIOR YEAR DATA	YOUR CURRENT YEAR DATA
		2020-21	2021-22	2022-23
01	Published <u>tuition</u> and <u>required fees</u> (lower of in-state or in-district tuition rate for public institutions)	9,180	9,780	11,040
02	<u>Books and supplies</u>	1,000	1,000	1,000
03	<u>Food</u> and <u>housing</u> and <u>other expenses</u> by living arrangement			
	03a <u>On-campus</u>	12,245	12,245	14,159
	03b <u>Off-campus (with family)</u>	4,075	4,075	4,455
	03c <u>Off-campus (not with family)</u>	15,561	15,561	17,991
04	Number of these students by living arrangement			
	04a <u>On-campus</u>	4	5	3
	04b <u>Off-campus (with family)</u>	0	0	0
	04c <u>Off-campus (not with family)</u>	0	0	0
	04d Unknown	0	0	0
05	Weighted average for food and housing and other expenses by number of students for each living arrangement (excluding unknown values) See instructions for the formula for this calculation	12,245	12,245	14,159
06	Total cost of attendance by income level This value is calculated using the following formula: [G01+G02+G05]	22,425	23,025	26,199
07	Average amount of grant or scholarship aid awarded to these students from the following sources: the federal government, state/local government, and the institution			
	07a \$0-30,000	12,469		9,170
	07b \$30,001-48,000		9,910	
	07c \$48,001-75,000	3,100	8,045	4,633
	07d \$75,001-110,000		3,150	
	07e \$110,001 and more	5,200		
	07f Total all income levels	8,310	7,812	7,658
08	Average institutional <u>net price</u> for full-time, first-time degree/certificate-seeking undergraduate students (paying the lower of in-state or in-district tuition rate for public institutions) who were awarded any Title IV federal student aid by income level. This value is calculated using the following formula: [G06-G07]			
	08a \$0-30,000	9,956		17,029
	08b \$30,001-48,000		13,115	
	08c \$48,001-75,000	19,325	14,980	21,566
	08d \$75,001-110,000		19,875	
	08e \$110,001 and more	17,225		
	08f Total all income levels	14,115	15,213	18,541

As required by the Higher Education Act of 1965, as amended, these amounts will be posted on the U.S. Department of Education's College Navigator website.

You may use the box below to provide additional context for the data you have reported above. Context notes will be posted on the College Navigator website. Therefore, you should write all context notes using proper grammar (e.g., complete sentences with punctuation) and common language that can be easily understood by students and parents (e.g., spell out acronyms).

Non-applicable ▼

Section 2: Military Servicemembers and Veteran's Benefits - Undergraduate Students

Section 2: Military Servicemembers and Veteran's Benefits - Undergraduate Students

Important Note:

- Report for **Post-9/11 GI Bill Benefits**: July 1, 2022 - June 30, 2023.
- Report for **Department of Defense Tuition Assistance Program**: October 1, 2022 - September 30, 2023

Reporting Reminders:

- Report program student counts and disbursed amounts known to the institution for the Veteran's Affairs and Department of Defense programs listed.
- Report unduplicated student counts within a category (e.g., Post 9/11 GI Bill Benefits), however, a student can appear in both categories (i.e., a student can be counted as a Post 9/11 GI Bill Benefits recipient and a Department of Defense Tuition Assistance recipient).
- Student recipients can also include eligible dependents.
- Consult with your campus certifying official, who may not be in the student financial aid office.
- For Post-9/11 GI Bill Benefits, do not include the matching institutional aid provided through the Yellow Ribbon Program if your school participated.
- Do not leave a cell blank. Enter zero (0) if your institution did not have beneficiaries for the financial assistance program or program level.

Type of benefit/assistance	YOUR CURRENT YEAR DATA			YOUR PRIOR YEAR DATA
	2022-23			2021-22
	Number of students receiving benefits/assistance	Total dollar amount of benefits/assistance disbursed through the institution	Average dollar amount of benefits/assistance disbursed through the institution	Average dollar amount of benefits/assistance disbursed through the institution
	(1)	(2)	(3)	
Undergraduate students				
<u>Post-9/11 GI Bill Benefits</u>	0	0		
<u>Department of Defense Tuition Assistance Program</u>	0	0		
Total	0	0		

Prepared by

Prepared by

Reporting Reminders:

- The name of the preparer is being collected so that we can follow up with the appropriate person in the event that there are questions concerning the data.
- The Keyholder will be copied on all email correspondence to other preparers.
- The time it took to prepare this component is being collected so that we can continue to improve our estimate of the reporting burden associated with IPEDS.
- Please include in your estimate the time it took for you to review instructions, query and search data sources, complete and review the component, and submit the data through the Data Collection System.
- Thank you for your assistance.

This survey component was prepared by:			
<input checked="" type="radio"/>	Keyholder	<input type="radio"/>	SFA Contact
<input type="radio"/>	Finance Contact	<input type="radio"/>	Academic Library Contact
<input type="radio"/>		<input type="radio"/>	HR Contact
<input type="radio"/>		<input type="radio"/>	Other
Name:	<input type="text" value="Carolyn Dowd"/>		
Email:	<input type="text" value="cdowd@messengercollege.edu"/>		

How many staff from your institution only were involved in the data collection and reporting process of this survey component?
<input type="text" value="1.00"/> Number of Staff (including yourself)

How many hours did you and others from your institution only spend on each of the steps below when responding to this survey component? <i>Exclude the hours spent collecting data for state and other reporting purposes.</i>				
Staff member	Collecting Data Needed	Revising Data to Match IPEDS Requirements	Entering Data	Revising and Locking Data
Your office	<input type="text" value="1.00"/> hours	<input type="text" value="1.50"/> hours	<input type="text" value="0.25"/> hours	<input type="text" value="0.10"/> hours
Other offices	<input type="text" value="0.00"/> hours	<input type="text" value="0.00"/> hours	<input type="text" value="0.00"/> hours	<input type="text" value="0.00"/> hours

Summary

Student Financial Aid Component Summary

The purpose of this summary is to provide you an opportunity to view some of the data that, when accepted through the IPEDS quality control process, will appear on the [College Navigator](#) website and/or your institution's Data Feedback Report (DFR). In addition, all data reported in IPEDS survey components become publicly available through the [IPEDS Use the Data](#) and appear as aggregated statistics in various Department of Education reports. [College Navigator](#) is updated approximately three months after the data collection period closes and DFRs will be available through the [IPEDS Use the Data](#) and sent to your institution's CEO at the end of 2024.

Please review your data for accuracy. If you have questions about the data displayed below or after reviewing the data reported on the survey screens, please contact the IPEDS Help Desk at: 1-877-225-2568 or ipedshelp@rti.org.

GENERAL INFORMATION	
Reporter Type	Academic
Calendar System	Semester
Award Levels Offered	Associate's degree Bachelor's degree Full-time Undergraduate
Levels of Enrollment Offered	Full-time First-time, degree/certificate-seeking Undergraduate Part-time Undergraduate
System	No system

Financial Aid Information Summary				
		Fall 2022	Academic Year 2022-23	Academic Year 2022-23
		Number of students	Federal Pell grants	Federal Student Loans
01	All degree/certificate seeking undergraduate students	19		
02	Number of students awarded aid		16	19
03	Percentage awarded aid		84	100
04	Total amount of aid awarded		94,967	167,021
05	Average amount of aid awarded		5,935	8,791
06	Full-time, first-time degree/certificate seeking undergraduate students	3		
07	Number of students awarded aid		3	3
08	Percentage awarded aid		100	100
09	Total amount of aid awarded		16,635	20,500
10	Average amount of aid awarded		5,545	6,833
11	All other degree/certificate seeking undergraduate students	16		
12	Number of students awarded aid		13	16
13	Percentage awarded aid		81	100
14	Total amount of aid awarded		78,332	146,521
15	Average amount of aid awarded		6,026	9,158
16	All non-degree/non-certificate-seeking undergraduate students	0		
17	Number of students awarded aid		0	0
18	Percentage awarded aid			
19	Total amount of aid awarded		0	0
20	Average amount of aid awarded			

Pricing Information			
Cost of attendance for full-time, first-time undergraduate students			
Charges for full academic year	2020-21	2021-22	2022-23
Published Tuition + fees total	9,180	9,780	11,040
<u>Books and supplies</u>	1,000	1,000	1,000
<u>On-campus: Food and housing</u>	6,470	6,470	7,832
<u>On-campus: Other expenses</u>	5,775	5,775	6,327
<u>Off-campus (not with family): Food and housing</u>	9,786	9,786	11,664
<u>Off-campus (not with family): Other expenses</u>	5,775	5,775	6,327

<u>Off-campus (with family): Other expenses</u>	4,075	4,075	4,455
---	-------	-------	-------

Average Net Price			
	2020-21	2021-22	2022-23
Average institutional net price for Full-time, first-time degree/certificate-seeking undergraduate students paying the lower of in-state or in-district tuition rate for public institutions who were awarded grant or scholarship aid from the federal government, state/local government, or the institution	14,115	15,213	18,221
Average institutional net price for full-time, first-time degree/certificate-seeking undergraduate students paying the lower of in-state or in-district tuition rate for public institutions who were awarded any Title IV federal student aid by income level.			
\$0-30,000	9,956		17,029
\$30,001-48,000		13,115	
\$48,001-75,000	19,325	14,980	21,566
\$75,001-110,000		19,875	
\$110,001 and more	17,225		
Total all income levels	14,115	15,213	18,541

Military Service Members and Veteran's Benefits		
Type of benefit/assistance	Number of students receiving benefits/assistance	Total dollar amount of benefits/assistance disbursed through the institution
<u>Post-9/11 GI Bill Benefits</u>		
Undergraduate students	0	0
Graduate students		
Total	0	0
<u>Department of Defense Tuition Assistance Program</u>		
Undergraduate students	0	0
Graduate students		
Total	0	0

Edit Report

Student Financial Aid

Source	Description	Severity	Resolved	Options
Screen: Establish Your Student Counts				
Screen Entry	The number of all undergraduate students reported is outside the expected range of between 23 and 41 when compared with the prior year value. Please correct your data or explain. (Error #7120)	Explanation	Yes	
Reason	Enrollment was down slightly from prior years. The data as reported is correct.			
Screen: Page 2 - Full-time, first-time degree/certificate-seeking undergraduate students				
Screen Entry	The average amount of this type of aid awarded to FTFT Undergraduate students is outside the expected range of between 779 and 5,653 when compared with the prior year value. Please check the number of students and the total amount of aid awarded to these students, and correct or explain the discrepant values. (Error #7147)	Explanation	Yes	
Reason	No other federal grants or scholarships were awarded to students other than Pell. The data is correct as reported.			
Screen: Full-time, first-time degree/certificate-seeking undergraduate students				
Perform Edits	The total amount of grant or scholarship aid from the federal government, state/local government, or the institution awarded to FTFT awarded Grant & Scholarship Aid students reported in Part D, line 06 (23,934) should be equal to the corresponding amount awarded to FTFT Undergraduate students in Part C, Page 2 line 01 (23,935). If this is the result of CARES aid being removed from FTFT awarded Grant & Scholarship Aid, please explain accordingly. Otherwise, please correct your data, explain the discrepancy, or contact the IPEDS Help Desk for assistance. (Error #7188)	Explanation	Yes	
Reason	The number reported represents Pell, FSEOG, and institutional grants to the students. The data is correct as reported.			
Related Screens	Part C, Page 2 - Enter Information about FTFT Undergraduates, Part D - Enter Information about FTFT awarded Grant & Scholarship Aid			
Screen Entry	The total amount of grant or scholarship aid awarded to FTFT awarded Title IV Aid students from the federal government, state/local government, or the institution across all income levels is outside the expected range of between 29,295 and 48,825 based on the prior year value. Please correct your data or explain. (Error #7332)	Explanation	Yes	
Reason	Enrollment was down slightly from prior years as was the number of FTFT students. The data as reported is correct.			
Screen Entry	The calculated average amount of grant or scholarship aid awarded to FTFT awarded Title IV Aid students from the federal government, state/local government, or the institution for this income level is smaller than expected in comparison with the other income levels. Please check the values reported for the number of these students who were awarded any Title IV aid (Col. 1) and the total amount of grant or scholarship aid awarded to them (Col. 3) and correct your data or explain the discrepancy. (Error #7317)	Explanation	Yes	
Reason	Enrollment of FTFT students was down slightly although amount granted per student was similar to prior years. However, with the lower enrollment number, the average is higher which makes the data appear skewed. The data as reported and the resulting average calculation is correct.			